

Rapid Parallel Attentional Selection Can Be Controlled by Shape and Alphanumeric Category

Michael Jenkins, Anna Grubert, and Martin Eimer

Abstract

■ Previous research has shown that when two color-defined target objects appear in rapid succession at different locations, attention is deployed independently and in parallel to both targets. This study investigated whether this rapid simultaneous attentional target selection mechanism can also be employed in tasks where targets are defined by a different visual feature (shape) or when alphanumeric category is the target selection attribute. Two displays that both contained a target and a non-target object on opposite sides were presented successively, and the SOA between the two displays was 100, 50, 20, or 10 msec in different blocks. N2pc components were recorded to both targets as a temporal marker of their attentional selection. When observers searched for shape-defined targets (Exper-

iment 1), N2pc components to the two targets were equal in size and overlapped in time when the SOA between the two displays was short, reflecting two parallel shape-guided target selection processes with their own independent time course. Essentially the same temporal pattern of N2pc components was observed when alphanumeric category was the target-defining attribute (Experiment 2), demonstrating that the rapid parallel attentional selection of multiple target objects is not restricted to situations where the deployment of attention can be guided by elementary visual features but that these processes can even be employed in category-based attentional selection tasks. These findings have important implications for our understanding of the cognitive and neural basis of top-down attentional control. ■

INTRODUCTION

In real-world visual scenes, there is a vast amount of accessible information competing for perceptual processing and access to conscious control. Selective attention acts as a filter that allows us to resolve this competition, favoring those objects that are most relevant to our current task goals. In visual search tasks, where observers must find a specific target object among several distractors, internal representations of target-defining features (attentional templates) in working memory can be employed to guide the allocation of attention (e.g., Olivers, Peters, Houtkamp, & Roelfsema, 2011; Wolfe & Horowitz, 2004; Duncan & Humphreys, 1989). These attentional templates are set up before the onset of the visual search display and facilitate visual processing of template-matching objects in a spatially selective fashion (e.g., Eimer, 2014, 2015; Desimone & Duncan, 1995). In most visual search experiments, search targets are presented simultaneously with multiple task-irrelevant distractors in the same display. When the target is defined by a known simple visual feature (such as the color red), the search template will bias attention toward any object in the search display that possesses this feature. However, there are real-world contexts where multiple feature-defined target objects or events can appear simultaneously

or in rapid succession. In such situations, observers might encounter a new object that requires immediate attention (e.g., traffic lights changing to red) while their attention is already focused elsewhere (e.g., on the car in front). To facilitate the adaptive control of behavior in such situations, attentional control processes should be able to allocate attention rapidly and flexibly to such new target objects.

There is continuing debate as to whether attention can be allocated simultaneously to multiple objects at different locations. Serial visual search models (e.g., Wolfe, 1994, 2007; Treisman & Gelade, 1980) claim that focal attention can be directed only to one object at any given moment and that the selection of several objects requires sequential movements of a unitary focus of attention. In other words, the deployment of attention to a new target object requires that attention is withdrawn from its previous location. On the other hand, parallel models of attention (e.g., Desimone & Duncan, 1995) assume that attention can be allocated simultaneously to several objects in a scene and that multiple parallel foci of attention can operate concurrently at different locations in the visual field. The availability of such a parallel selection mechanism would be particularly useful in situations where a new attention-demanding event arrives while attention is focused at a different task-relevant location. Drivers will want to maintain an attentional focus on the traffic in front of them while simultaneously deploying their attention to a changing traffic light.

In a recent study, we investigated the processes responsible for the rapid allocation of attention to new target objects with ERP markers of attentional object selection (Eimer & Grubert, 2014; see also Grubert & Eimer, 2015, for extended findings). This study demonstrated that attention can be allocated in parallel and independently to multiple objects at different spatial locations. Two search displays, each containing one color-defined target object (e.g., a red item) and one distractor object in a different task-irrelevant color (e.g., a green, blue, or yellow item), were presented in rapid succession on opposite sides of central fixation. Participants were asked to report whether the two target-color items in the two successive displays belonged to the same alphanumeric category (both letters or both digits) or not (one letter and one digit). The SOA between the two displays was either 100 or 10 msec. To track the speed of the attentional selection of the two target-color objects in the first and second display in real time, the N2pc component of the ERP was measured in response to both successively presented search displays. The N2pc is an enhanced negativity that is elicited at posterior electrodes contralateral to the visual field of a target object in multistimulus visual displays. This component typically emerges 180–200 msec after stimulus onset, is generated in extrastriate areas of the ventral visual processing stream (Hopf et al., 2000), and reflects the attentional selection of a candidate target object among distractors in the visual field (e.g., Woodman & Luck, 1999; Eimer, 1996; Luck & Hillyard, 1994). Because the N2pc is computed by comparing contralateral and ipsilateral ERP waveforms to targets in the left versus right visual field, no N2pc is elicited for target objects appearing on the vertical meridian (Eimer & Grubert, 2014; Eimer, Kiss, & Nicholas, 2011; Hickey, Di Lollo, & McDonald, 2009; Hickey, McDonald, & Theeuwes, 2006; Woodman & Luck, 1999). This fact makes it possible to use the N2pc to measure the attentional selection of a particular target object independently from the selection of another target that appears simultaneously or in close temporal proximity. When one of these two target objects is presented on the horizontal midline (to the left or right of fixation) and the other on the vertical midline (above or below fixation), the N2pc will exclusively reflect the selection of the horizontal target, irrespective of any parallel attentional processing of the other (vertical) target object.

This logic was applied in our previous study (Eimer & Grubert, 2014), where one target/nontarget pair was always presented on the vertical meridian, and the stimulus pair in the other display was presented on the horizontal midline. On half of all trials, the horizontal target/nontarget pair preceded the vertical stimulus pair (horizontal target first: H1 targets), whereas this order was reversed in the other half of all trials (horizontal target second: H2 targets). Because the positions of the two targets were not predictable, participants could not

allocate attention in advance to specific spatial locations, and attentional selection of each target could only commence once the respective stimulus displays had been presented. By comparing the onset latency of N2pc components on H1 and H2 trials, we determined how rapidly attention was deployed to the target object in the second display after the initial attentional selection of the target in the first display. When the two displays were separated by an SOA of 100 msec, N2pc components elicited by H2 targets were delayed by almost exactly 100 msec relative to the N2pc components triggered by H1 targets. When both displays were separated by only 10 msec, the onset latency difference between N2pc components to H1 and H2 targets was 10 msec, again matching the objective SOA time separating the two target objects precisely. In other words, both H1 and H2 targets always elicited an N2pc approximately 200 msec after they were presented, regardless of whether they appeared nearly simultaneously (SOA 10 condition) or were separated by a longer temporal interval (SOA 100 condition). With an SOA of 10 msec, N2pc components to H1 and H2 targets were equal in size and overlapped in time, suggesting that focal attention was allocated to the newly arriving second target whereas the previously established focus of attention on the first target location remained active. In the SOA 100 condition, N2pc components to H1 and H2 targets were again equal in size but did not overlap in time, indicating that two temporally separate attentional selection processes can be triggered within 100 msec of each other. Overall, these findings suggest that focal attention can be allocated rapidly and in parallel to multiple target objects and that each of the two selection processes follows its own independent time course (see also Grubert & Eimer, 2015, for similar results in experiments where two successively presented target objects were defined by two different colors).

These observations provide strong evidence for parallel attentional selection mechanisms and challenge the hypothesis that attention must always be allocated sequentially to multiple targets. However, it remains possible that this type of parallel selection can only be observed in the specific type of tasks that were employed in our previous studies (Grubert & Eimer, 2015; Eimer & Grubert, 2014). In these experiments, target objects were always defined in terms of their color. Because color is known to facilitate highly efficient search performance (e.g., Wolfe & Horowitz, 2004), multiple target objects may be selected in a rapid parallel fashion when these processes can be based on color, but not when they have to be controlled by other target-defining visual features. This hypothesis was tested in Experiment 1, where observers again had to select two target objects in two search displays that were presented in rapid succession. However, these targets were now no longer defined by their color but by a particular shape. If color was unique in facilitating rapid parallel attentional selection, the temporal pattern of N2pc components to H1

and H2 targets in Experiment 1 should be qualitatively different from the pattern observed in our previous N2pc studies of color-based selection. Alternatively, attentional object selection may generally operate in a rapid parallel fashion whenever it can be guided by specific visual features, but not in tasks where search targets do not share a common visual attribute. This was tested in Experiment 2, where target objects were physically different members of the same alphanumeric category.

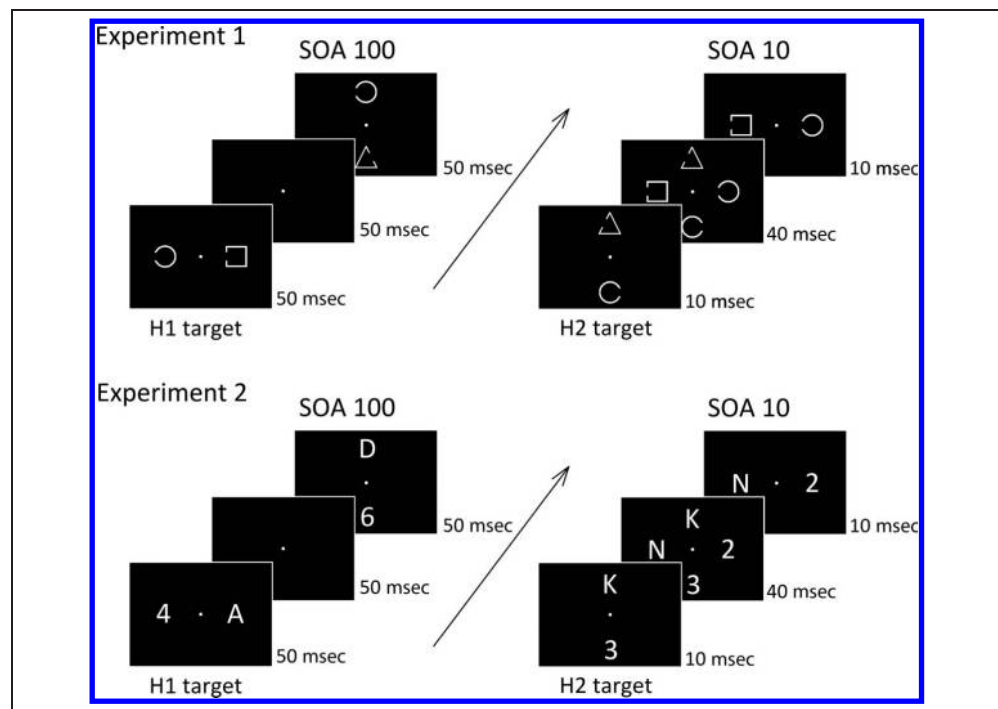
EXPERIMENT 1

Color is a powerful guiding feature for visual search, and this may be linked to a special status of color signals during the perceptual processing of visual input. Color discriminations take place as early as the LGN of the thalamus (see Sincich & Horton, 2005, for a review), and color is perceived faster than other visual attributes such as orientation or motion (Arnold, Clifford, & Wenderoth, 2001; Moutoussis & Zeki, 1997a, 1997b; see also Zeki, 2015, for a review). If color signals are generally processed more rapidly and become available earlier than information about other visual features, the rapid parallel attentional selection processes observed in previous N2pc studies (Grubert & Eimer, 2015; Eimer & Grubert, 2014) may be specific to situations where participants search for color-defined targets. To test this hypothesis, the target objects in Experiment 1 were defined by their shape. In contrast to color, the status of

shape for the control of attentional object selection is less clear (e.g., Wolfe & Horowitz, 2004). Although some aspects of shape can facilitate efficient search (e.g., Treisman & Gormican, 1988), the exact featural properties that guide attention toward shape targets have not been fully specified (see Cheal & Lyon, 1992). Whereas color signals are extracted rapidly, shape information is processed more gradually, starting in V1 with orientation detectors (Hubel & Wiesel, 1962, 1968) and texture segregation processes (Lamme, Van Dijk, & Spekreijse, 1992) and continuing in V2 with illusory contour processing (e.g., Von der Heydt & Peterhans, 1989; Kanizsa, 1979) and in V4 with the segregation of shapes from their backgrounds (Desimone & Schein, 1987). The perceptual presence of illusory contours, in the absence of a physical basis for a resulting percept, reflects the complexity of shape processing and the absence of dedicated shape-detecting units in the brain. Such differences in the functional architecture of neural systems processing color and shape might be mirrored by systematic differences in the effectiveness of attentional guidance by these two feature dimensions in a task where two task-relevant objects are presented in rapid succession.

To test this hypothesis, participants in Experiment 1 had to attend to two successively presented target objects that were defined by a specific shape and to report whether a gap in the contour of these two target objects was located on the same side or on opposite sides (see Figure 1). Four blocked SOA conditions were tested (10,

Figure 1. Schematic illustration of the search displays and the time course of events in the SOA 100 and SOA 10 conditions of Experiment 1 (top) and Experiment 2 (bottom). On each trial, two consecutive search displays were presented for 50 msec each. In different blocks, the SOA between these two displays was 100, 50, 20, or 10 msec (the SOA 50 and SOA 20 conditions are not shown). Both displays contained a target/distractor pair on the horizontal or vertical meridian. On half of all trials, a horizontal target appeared in the first display and a vertical target in the second display, and this order was reversed in the other half (horizontal target first: H1 target; horizontal target second: H2 target). In Experiment 1, stimuli were shapes with a gap on their left or right side, and participants' task was to decide whether the target shapes in the two displays (circles in the top panels) had a gap on the same or on different sides. In Experiment 2, stimuli were letters and digits, and participants' task was to decide whether the two objects in the target category (letters or digits) belonged to the same subcategory (vowels/consonants; odd/even digits) or not.



20, 50, and 100 msec, respectively), and procedures were otherwise identical to those used in our earlier experiments with color-defined targets (Grubert & Eimer, 2015; Eimer & Grubert, 2014). Behavioral performance and N2pc components observed in Experiment 1 can therefore be directly compared with the results obtained in these earlier studies. When attention is guided by shape rather than color, the attentional selection of two targets presented in rapid succession may operate more slowly. If this were the case, the time interval between the two N2pc components to H1 and H2 targets should not match the objective SOA between the two targets (as was observed for color-guided selection) but should be substantially increased. It is also possible that there are fundamental qualitative differences between color-guided and shape-guided attentional selection processes, in that the former can operate in parallel whereas the latter have to take place in a strictly sequential fashion. If this were the case, attention would have to be withdrawn from the first target object before being allocated to the second target object in Experiment 1, which would result in two N2pc components to H1 and H2 targets that do not overlap in time. In particular for short SOAs, a serial selection mode could imply that attention will only be allocated to the first target object, because the second target may have already disappeared from view before attention can be deployed to its location. In this case, behavioral performance should be severely impaired in blocks with short SOAs between the two displays, and N2pc components to H2 targets should be strongly attenuated or entirely absent. Even if serial selection processes operated extremely rapidly, the fact that attention would have to be withdrawn from the first target to be allocated to the second target object would imply that, for short SOAs, the N2pc components to H1 targets should be strongly attenuated or absent. Thus, regardless of its speed, a serial attentional selection mechanism should be reflected by a marked attenuation of one of the two N2pc components in the short SOA conditions.

Alternatively, a rapid mechanism of allocating attention in parallel and independently to multiple target objects may not only be available in selection tasks where color is the target-defining feature but may also operate in a similar fashion for other target attributes, such as shape. If attention can be allocated rapidly and in parallel to shape-defined target objects, the pattern of N2pc results in Experiment 1 should be qualitatively the same as the pattern reported by Eimer and Grubert (2014) with color-defined targets.

Methods

Participants

Thirteen participants were paid to take part in Experiment 1. One of them was excluded from analysis due to

excessive eye movement activity. The remaining 12 participants were aged between 21 and 41 years (mean age = 31 years). Eight were women, and three were left-handed. All participants had normal or corrected-to-normal vision.

Stimuli and Procedure

Stimuli were presented on a 22-in. Samsung wide SyncMaster 2233 LCD monitor (resolution of 1280×1024 pixels, 100 Hz refresh rate; 16-msec black-to-white-to-black RT, as verified with a photodiode). Participants were seated in a dimly illuminated cabin and viewed the screen at a distance of approximately 100 cm. Stimulus presentation, timing, and response recollection were controlled by an LG Pentium PC running under Windows XP, using the Cogent 2000 toolbox (www.vislab.ucl.ac.uk/Cogent/) for MATLAB (The MathWorks, Natick, MA).

Stimuli were gray outline shapes (circles, squares, or triangles; 0.2° line width), subtending $1.1^\circ \times 1.1^\circ$ of visual angle. The contour of each shape had a gap on the left or right side. The size of this gap was 0.6° , and it was always centered in the middle, between the top and bottom of each shape (as illustrated in Figure 1, top). All stimuli were presented at an eccentricity of 3.0° from central fixation against a black background. A central gray fixation point ($0.2^\circ \times 0.2^\circ$) remained continuously present throughout each experimental block. Each stimulus display contained one object in the target shape and another distractor object in a randomly selected nontarget shape (Figure 1). The nontarget shapes were never repeated within a trial. Each participant was assigned a specific target shape that remained constant throughout the experiment. Their task was to report whether the position of the gap on the two successively presented target shapes was on the same side (both gaps left or right) or on opposite sides (one gap left, one gap right) by pressing one of two purpose-built vertically aligned response keys. The response-to-key mapping as well as the hand-to-key mapping were counterbalanced across participants. Trials requiring a same or different response were equiprobable and randomly intermixed in each block. Each of the three shapes (circle, square, and triangle) served as target shape for four participants.

On each trial, the two successive stimulus displays were each presented for 50 msec. One target–nontarget pair was presented on the horizontal meridian (left and right of fixation), and the other pair appeared on the vertical meridian (above and below fixation). In half of all trials, the horizontal stimulus pair was presented first (horizontal target first: H1 targets). In the other half, the vertical target/nontarget display preceded the horizontal display (horizontal target second: H2 target). These two display sequences were presented in randomly intermixed trials in each block. The position of the two target objects in these two displays (left/right; top/bottom) was randomly and independently determined on each trial. There were four blocked SOA

conditions. In SOA 10 blocks, the onset of the first display preceded the onset of the second display by only 10 msec (i.e., there was a 40-msec overlap between these two displays). In SOA 20 blocks, this overlap was 30 msec. In SOA 50 blocks, the onset of the second display coincided in time with the offset of the first display. In SOA 100 blocks, the two consecutive displays were separated by a 50-msec blank interval. In all blocks, the interval between the offset of the second display and the onset of the first display on the next trial was 1900 msec.

The experiment contained 24 blocks, with 64 trials per block (eight trials for each combination of display sequence [H1 target or H2 target], side of horizontal target [left or right], and side of vertical target [top or bottom]). Each SOA condition was run in six successive blocks, and the order of SOA conditions was counterbalanced across participants. Each SOA condition was preceded by one practice block.

EEG Recording and Data Analyses

The continuous EEG was DC-recorded from 27 scalp electrodes at standard positions of the extended 10/20 system, sampled at a rate of 500 Hz, and digitally low-pass filtered at 40 Hz. No other offline filters were applied. All channels were online-referenced to the left earlobe and re-referenced offline to the average of both earlobes. Trials contaminated with artifacts (eye movements exceeding ± 30 μV in the HEOG channels; eye blinks exceeding ± 60 μV at Fpz; muscular movements exceeding ± 80 μV in all other channels), and trials with incorrect, anticipatory (faster than 200 msec), very slow (slower than 1500 msec), or missing responses were excluded from EEG analyses. This led to an exclusion of an average of 8.9%, 10.4%, 11.7%, and 16.4% of all trials in the SOA 10, SOA 20, SOA 50, and SOA 100 conditions, respectively. For the remaining trials, EEG was segmented into epochs ranging from 100 msec prior to 500 msec after the onset of the first stimulus display and was baseline corrected relative to the 100 msec interval prior to the onset of the first display. EEG was averaged separately for each of the 16 combinations of SOA (100, 50, 20, or 10 msec), horizontal display sequence (H1 targets or H2 targets) and location of the horizontal target (left or right).

N2pc components were quantified on the basis of ERP waveforms measured at lateral posterior electrodes PO7 and PO8. N2pc onset latencies were measured on the basis of difference waveforms, computed by subtracting ipsilateral from contralateral ERPs at PO7 and PO8. Onset latencies were determined with a jackknife-based procedure (Ulrich & Miller, 2001; Miller, Patterson, & Ulrich, 1998). Twelve grand-averaged difference waves were computed for each experimental condition, each excluding one different participant from the original sample. N2pc onset latency was defined as the point in time when each subsample difference wave reached a relative onset criterion of 50% (i.e., the point in time when 50% of the

peak amplitude was reached in these difference waves), as described by Miller et al. (1998). Differences in N2pc onset latencies between H1 and H2 targets were assessed with repeated-measures ANOVAs and *t* tests, with *F* and *t* values corrected according to the formulas described by Ulrich and Miller (2001) and Miller et al. (1998), respectively. The corrected statistical values are indicated with F_c and t_c , respectively. All *t* tests were two-tailed and Bonferroni-corrected where necessary. To measure effect sizes, Cohen's *d* (Cohen, 1988) was computed for all *t* tests which returned a *t* value larger than 1, and partial eta-square (labeled η_p^2) was computed for all ANOVAs that returned an *F* value larger than 1. As no standardized formula exists for correcting individual group means and standard deviations of jackknife samples to calculate effect size measures such as Cohen's *d*, jackknife group means of N2pc latency and peak amplitude values were fed into repeated-measures ANOVAs where the error variance can be corrected according to the formula described by Ulrich and Miller (2001) to calculate corrected partial eta-square values for all *t* tests on N2pc latency and peak amplitude measures (reported as η_{pc}^2). When N2pc latency comparisons are based on fractional peak amplitude measures, it has to be shown that there are no systematic N2pc peak amplitude differences between conditions, because such differences will skew onset latency estimates. To assess whether this condition was met, we computed N2pc peak amplitudes for H1 and H2 targets, separately for the four SOA conditions, using a jackknife-based approach analogous to that employed for determining N2pc onset latencies. Peak amplitudes for H1 targets were determined within a 150–350 msec poststimulus latency window for all SOA conditions. For H2 targets, these windows were 150–350 msec (SOA 10 and SOA 20 conditions), 200–400 msec (SOA 50 condition), and 250–450 msec (SOA 100 condition). These peak amplitude values were then analyzed in a repeated-measures ANOVA with the factors Display sequence (H1 vs. H2 targets) and SOA (10, 20, 50, and 100 msec). There were no significant main effects and no two-way interaction between these factors, confirming that N2pc peak amplitudes did not differ systematically between task conditions. The absence of such differences justifies our choice of a 50% peak amplitude criterion to define N2pc onset latencies.¹

N2pc mean amplitudes were computed within 100 msec poststimulus time intervals. For H1 targets, a constant time window (210–310 msec) was employed for all four SOA conditions. Because N2pc components to H2 targets emerged at different latencies relative to the onset of the first display in the different SOA conditions (reflecting the difference in the onset of the second display), the time intervals used for measuring N2pc mean amplitudes for H2 targets were determined separately for each SOA condition on the basis of the grand-averaged N2pc peak latency for this condition. Measurement windows were defined relative to a 100-msec interval centered on the

N2pc peak latency (from 50 msec before to 50 msec after the N2pc peak for a particular SOA condition), rounded to the nearest 5 msec. The resulting H2 N2pc mean amplitude windows were 210–310 msec (SOA 10), 220–320 msec (SOA 20), 270–370 msec (SOA 50), and 320–420 msec (SOA 100).

Results

Behavioral Performance

Anticipatory or exceedingly slow RTs (faster than 200 msec or slower than 1500 msec) were removed from analysis, resulting in the exclusion of less than 0.3% of all trials. A repeated-measures ANOVA with the factors SOA (10, 20, 50, and 100 msec) and Display sequence (H1 vs. H2 targets) revealed a main effect of SOA on RTs, $F(3, 33) = 5.93, p < .01, \eta_p^2 = .35$. Paired t tests showed that RTs in the SOA 100 condition (714 msec) were slower relative to the three other SOA conditions (SOA 50: 663 msec, SOA 20: 660 msec, SOA 10: 654 msec; all $t(11) > 2.64$, all $p < .05$, all $d > .41$). RTs did not differ between the three shorter SOA conditions, all $t(11) < 1$. There was no main effect of Display sequence on RTs, $F < 1$. Although the interaction between SOA and display sequence reached significance, $F(3, 33) = 2.99, p < .05, \eta_p^2 = .21$, follow-up analyses conducted separately for each SOA showed no reliable RT differences between H1 and H2 targets for any SOA condition (all $t(11) < 2.03$, all $p > .06$). A repeated-measures ANOVA on error rates with the factors SOA and Display sequence also showed a main effect of SOA, $F(3, 33) = 12.20, p < .001, \eta_p^2 = .53$. Error rates were higher in the SOA 100 condition (9.1%) relative to the three shorter SOA conditions (SOA 50: 3.4%, SOA 20: 2.3%, SOA 10: 2.7%, all $t(11) > 3.64$, all $p < .01$, all $d > 1.17$) and did not differ between these three short SOA conditions, all $t(11) < 1$. There was no main effect of Display sequence on error rates, $F < 1$. Even though the interaction between SOA and display sequence was significant, $F(3, 33) = 3.35, p < .05, \eta_p^2 = .23$, follow-up analyses conducted separately for each SOA condition found no reliable differences in error rates between trials with H1 and H2 targets for any SOA (all $t(11) < 1.76$, all $p > .01$).

N2pc Components

Figure 2 (left and middle) shows ERPs at posterior electrodes PO7/PO8 contralateral and ipsilateral to the side of the horizontal shape target for trials where this target appeared in the first display (H1 targets) or in the second display (H2 targets). ERPs are shown separately for each SOA condition. The right panel of Figure 2 shows N2pc difference waveforms obtained by subtracting ipsilateral from contralateral ERPs for H1 and H2 targets, for all four SOA conditions. In all SOA conditions, solid N2pc components were elicited to both H1 and H2 targets. N2pc

components to both types of targets were similar in size. In the three shorter SOA conditions, there was considerable overlap in time between the N2pc components to H1 and H2 targets, and the onset latencies of these N2pcs appeared to match the objective SOA between the two displays.

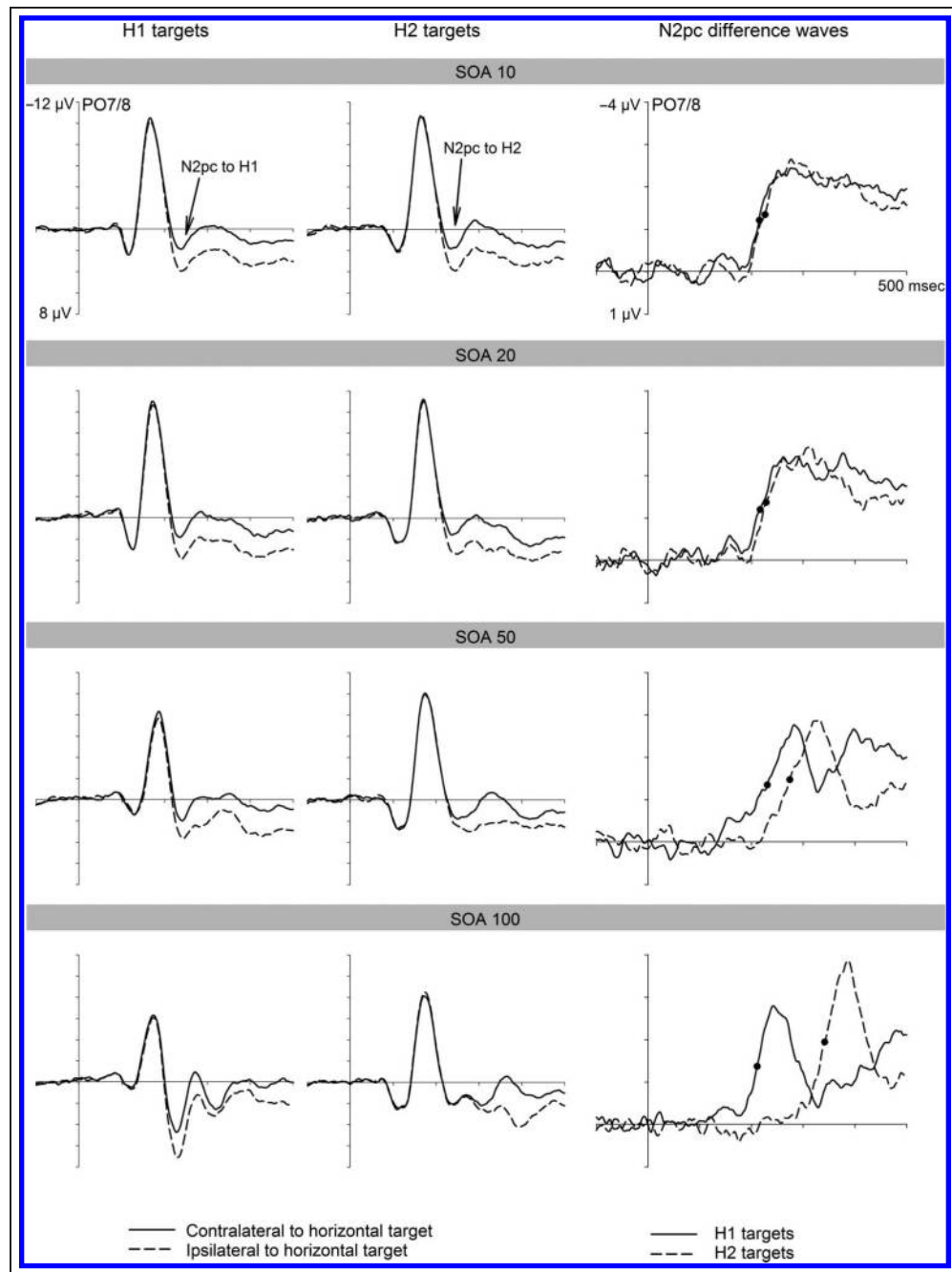
These observations were confirmed by analyses of N2pc amplitudes and onset latencies. In a repeated-measures ANOVA of N2pc mean amplitudes with the factors Display sequence (H1 vs. H2 targets), SOA (10, 20, 50, or 100 msec), and Laterality (electrode contralateral vs. ipsilateral to the side of the horizontal target), a main effect of Laterality, $F(1, 11) = 59.21, p < .001, \eta_p^2 = .84$, confirmed that N2pc components were reliably elicited by horizontal shape-defined target items. There were no main effects of SOA or Display sequence, $F < 1$, and no significant interactions between SOA and Laterality, $F(3, 33) = 1.31, p = .287, \eta_p^2 = .11$, or between Display sequence and Laterality, $F(1, 11) = 3.64, p = .083, \eta_p^2 = .25$, indicating that the size of the N2pc did not differ systematically between SOA conditions or between H1 and H2 targets. As can be seen in Figure 2 (bottom), the N2pc to H2 targets tended to be larger than the N2pc to H1 targets in the SOA 100 condition, but an analysis conducted separately for this condition showed that this difference was not statistically reliable, $F(1, 11) = 3.72, p = .08, \eta_p^2 = .25$. Follow-up t tests comparing contra- with ipsilateral activity separately for H1 and H2 targets and all four SOA conditions confirmed that all eight N2pc components were reliably present, all $t(11) > 6.29$, all $p < .001$, all $d > .36$.

A repeated-measures ANOVA of N2pc onset latency values with the factors SOA and Display sequence (H1 vs. H2 targets) revealed a significant interaction between these two factors, $F_c(3, 33) = 28.98, p < .001, \eta_{pc}^2 = .72$, showing that N2pc onset latency differences between H1 and H2 targets differed across SOA conditions. N2pc latencies in response to H1 and H2 targets were compared using paired t tests, separately for each SOA condition. In blocks where both displays were separated by a 100-msec SOA, N2pc components to H1 and H2 targets emerged at poststimulus latencies of 211 and 341 msec, $t_c(11) = 19.60, p < .001, \eta_{pc}^2 = .97$. In the SOA 50 condition, the respective N2pc onset latencies were 231 and 274 msec, $t_c(11) = 2.78, p < .01, \eta_{pc}^2 = .41$. For the two shortest SOA conditions, N2pc components to H1 and H2 targets emerged at poststimulus latencies of 217 and 228 msec (SOA 20 condition) and 215 and 225 msec (SOA 10 condition). However, these two onset latency differences failed to reach significance, both $t_c(11) < 1.4$, both $p > .20$, both $\eta_{pc}^2 < .15$.

Discussion of Experiment 1

Experiment 1 investigated the speed with which attention is allocated to two shape-defined targets when these targets are presented in rapid succession. In all four

Figure 2. N2pc results in Experiment 1. The left and middle panels show grand-averaged ERP waveforms measured in the 500 msec interval after the onset of the first search display at posterior electrodes PO7/PO8 contralateral and ipsilateral to a horizontal target in the first display (H1 targets) or second display (H2 targets), separately for all four SOA conditions. The right panel depicts N2pc difference waveforms obtained by subtracting ipsilateral from contralateral ERPs, separately for H1 and H2 targets, and all four SOA conditions. The circles mark the point where N2pc difference amplitudes reach the onset criterion value (50% of maximum amplitude). N2pc onset latency differences between H1 and H2 targets closely matched the objective time interval between the two displays.



SOA conditions, H1 and H2 targets elicited solid N2pc components. The onset delay between these two N2pc components (130 msec in the SOA 100 condition, 43 msec in the SOA 50 condition, and 10 msec in the SOA 20 and SOA 10 conditions) approximately matched the objective SOA between the two search displays. This temporal pattern of N2pc components was very similar to the results previously observed for color-defined targets (Eimer & Grubert, 2014) and provides no evidence that the shape-guided selection of multiple targets operates more slowly than target selection processes that are guided by color. If this had been the case, attentional target selection as reflected by the N2pc should have

been substantially delayed, in particular for targets in the second display. In fact, across all four SOA conditions, N2pc components to H1 and H2 targets were both elicited approximately 220 msec after the onset of the search display that included the respective target. This was confirmed by an additional analysis where N2pc onsets in response to H1 and H2 targets (averaged across all four SOA conditions) were computed relative to the onset of the first and second display, respectively. N2pc onset latencies were nearly identical for H1 and H2 targets (219 msec vs. 222 msec; $t_c(11) < 1$).

In the SOA 100 condition, nonoverlapping N2pc components were observed (analogous to previous findings

for color-defined targets; see Eimer & Grubert, 2014), which would be consistent with two temporally separate serial selection processes. To dissociate serial and parallel selection, the results from the three shorter SOA conditions are critical. N2pc components to H1 and H2 targets in these conditions were identical in size and overlapped in time (see Figure 2, right), which strongly suggests that two attentional selection processes were elicited in parallel. The hypothesis that, in contrast to color-guided selection processes, the attentional selection of shape-defined targets operates in a serial fashion would have predicted no overlap between N2pc components to H1 and H2 targets in any SOA condition of Experiment 1, as focal attention would need to be withdrawn from the first target location to be reallocated to the second target. This was clearly not the case. If the shape-guided selection of multiple targets was a serial process, two possible outcomes would have been expected. First, if serial selection was relatively slow, allocating attention to H2 targets should have been particularly difficult for the shortest SOA conditions, where these targets may have already disappeared before attention could be deployed to their location. This should have resulted in impaired performance and strongly attenuated N2pc components to H2 targets, in particular in the SOA 10 and SOA 20 conditions. Second, if serial selection processes were very fast, it may have been possible to shift attention extremely rapidly from the first to the second target in these short SOA conditions. Although performance may be spared in this case, N2pc components to H1 targets should have been severely attenuated in the SOA 10 and SOA 20 conditions. No support for either of these predictions was obtained in Experiment 1. There were no reliable N2pc amplitude differences between H1 and H2 targets in any of the four SOA conditions (see Figure 2), demonstrating that the deployment of attention to either of these two targets was not impaired when they followed each other in rapid succession. Furthermore, task performance was not impaired with short SOAs. In fact, performance was better in the three shorter SOA conditions relative to blocks where the two displays were separated by a 100-msec SOA. The reasons for these performance costs in the SOA 100 condition will be considered in the General Discussion.

It should be noted that the N2pc onset latencies to H1 versus H2 targets in Experiment 1 did not match the objective onset difference between the two successive displays as precisely as was previously found for color-guided target selection (Eimer & Grubert, 2014; see also Experiment 1 of Grubert & Eimer, 2015). In these previous studies, the N2pc to H2 targets was significantly delayed relative to the N2pc to H1 targets even when the SOA between these two targets was only 10 msec. Although N2pc components to H1 targets also emerged numerically earlier than the N2pc to H2 targets in the SOA 10 and SOA 20 conditions of Experiment 1, these

onset latency differences were not statistically reliable. This may suggest that attentional selection processes based on shape signals are temporally less precise (i.e., less exactly coupled to the objective onset of a particular target stimulus) than color-guided selection processes, perhaps because color signals become available more rapidly than information about other sensory attributes such as form or motion direction (e.g., Zeki, 2015). The existence of even a small temporal jitter across trials may result in some temporal smearing of N2pc components to H1 and H2 targets when SOAs are very short. In the two longer SOA conditions, reliable N2pc onset latency differences between H1 and H2 targets were observed.

Overall, the results from Experiment 1 demonstrate that the time course of the attentional selection of two target objects defined by their shape is very similar to the time course of color-guided target selection (Eimer & Grubert, 2014). They strongly suggest that attention can be allocated rapidly and in parallel to successively presented target objects, regardless of whether these targets are defined by a particular color or a specific shape. Such rapid parallel attentional selection processes are clearly not restricted to situations where targets are defined by their color. However, they may only be available during search for target objects that share a particular known visual attribute, but not under conditions where targets differ in their visual-perceptual features, and are instead defined by their category. This was tested in Experiment 2.

EXPERIMENT 2

When the physical features of target objects are known in advance, their attentional selection can be guided by search templates that represent these features. Although there may be substantial differences in the ability of different visual features to guide attention (e.g., Wolfe & Horowitz, 2004), it is generally assumed that target selection processes operate more rapidly and more efficiently when search targets are defined by one or more visual-perceptual attributes than under conditions where these targets are defined at a more abstract level in terms of their category membership. In fact, Wolfe and Horowitz (2004) have argued that information about the category membership of target objects (e.g., their alphanumeric or semantic category) is unlikely to guide the deployment of spatial attention in visual search tasks. Many studies have demonstrated that search for specific visual target features is much more efficient than search for category-defined targets (e.g., Malcolm & Henderson, 2009; Yang & Zelinsky, 2009). When targets are defined by visual features, their selection can be based on a direct match between a stored feature template and the physical attributes of particular objects. During category-based search, objects within the current target category will often differ substantially with respect to their physical features, ruling out the possibility of a feature-based

match with a particular target template as the mechanism of target selection. The important role of visual representations of target-defining properties for fast attentional selection has been demonstrated by behavioral and ERP visual search studies, which have shown that search targets are detected more rapidly when they are specified by visual as compared with verbal descriptions (Nako, Smith, & Eimer, 2015; Wolfe, Horowitz, Kenner, Hyle, & Vasan, 2004).

If there are such qualitative differences in the control of attentional selection between feature-based and category-based search tasks, this may affect the availability of rapid parallel target selection mechanisms in situations where multiple targets are encountered in rapid succession. Such mechanisms may operate only under conditions where targets are defined by particular visual attributes such as their color (Eimer & Grubert, 2014) or shape (Experiment 1 of this study), but not in tasks where different possible target objects are physically dissimilar and their status as targets depends on their category membership. This prediction was tested in Experiment 2, which used the same procedures as Experiment 1, except that targets were now defined by their alphanumeric category. On each trial, two successively presented displays contained one letter and one digit on opposite sides (Figure 1, bottom). Half of all participants were instructed to select the two digits and to decide whether or not these target objects belonged to the same subcategory (odd vs. even digits). The other six participants had to select the two successively presented letters to make an analogous judgment (vowels vs. consonants). As in Experiment 1, the two displays were separated in different blocks by SOAs of 100, 50, 20, or 10 msec, and N2pc components were measured in response to horizontally presented category-defined target objects in the first or second display (H1 and H2 targets). If the mechanism of guiding attention rapidly and in parallel to multiple target objects when targets are defined by color or shape is not available when target selection has to be based on alphanumeric category, the pattern of N2pc components to H1 and H2 targets should be very different from the pattern observed in our previous study (Eimer & Grubert, 2014) and in the current Experiment 1. A delay of N2pc components to H1 targets relative to Experiment 1 would show that the deployment of attention to category-defined targets operates more slowly than the allocation of attention to target objects defined by a particular shape. Critically, if category-guided attention cannot be allocated rapidly and in parallel to multiple targets, N2pc components to H2 targets should be considerably delayed or attenuated, especially for the shorter SOA conditions, and task performance should be impaired when the SOA between the two targets is short. Alternatively, if rapid and parallel attentional allocation to multiple objects is a general mechanism of target selection that is even available when selection processes are category based, Experiment 2 should reveal a qualita-

tively similar temporal pattern of N2pc components as was observed in Experiment 1.

Methods

Participants

Thirteen participants were paid to take part in this study. One of them was excluded from analysis because of excessive eye movement activity. The remaining 12 participants were aged between 20 and 40 years (mean age = 30 years). Eight were women, and four were left-handed. All participants had normal or corrected-to-normal vision.

Stimuli and Procedure

The procedure was identical to that of Experiment 1, except that stimuli were gray letters (A, D, E, K, N, or U) and digits (2, 4, 5, 6, 7, or 9) and the target was defined by its alphanumeric category (letter or digit). All digits and letters were matched in height and width ($0.8^\circ \times 0.8^\circ$). Target objects were all objects in one category, and distractor objects were all objects in the other category (Figure 1, bottom). Each participant was assigned a target category that remained constant throughout the entire experiment. For half of the participants, the target items were letters; for the other half, they were digits. Participants' task was to report whether the two successively presented category-defined targets belonged to the same subcategory (for letter targets, both vowels or both consonants; for digit targets, both odd or both even) or a different subcategory (one vowel and one consonant, or one odd and one even digit) by pressing one of two purpose-built vertically aligned response keys. Every other aspect of stimulus presentation and procedure was identical to Experiment 1.

EEG Recording and Data Analyses

All EEG recording parameters and data analyses were identical to those used in Experiment 1. As in Experiment 1, the fixed N2pc mean amplitude window for H1 targets was 210–310 msec, and H2 mean amplitude windows were again defined as four 100-msec intervals centered on N2pc peak latencies for each SOA condition, rounded to the nearest 5 msec. These windows were 215–315 msec (SOA 10), 235–335 msec (SOA 20), 280–380 msec (SOA 50), and 335–435 msec (SOA 100) in Experiment 2. To justify the use of a 50% peak amplitude criterion to define N2pc onset latencies, it was again tested whether N2pc peak amplitudes were identical across task conditions. N2pc peak amplitudes for these two types of targets were computed and compared using jackknife-based analyses within the same poststimulus time windows as in Experiment 1. An ANOVA with the factors Display sequence (H1

vs. H2 targets) and SOA (10, 20, 50, and 100 msec) found no significant main effects and no interaction between these two factors, confirming that N2pc peak amplitudes did not differ systematically between H1 and H2 targets or between the four SOA conditions.

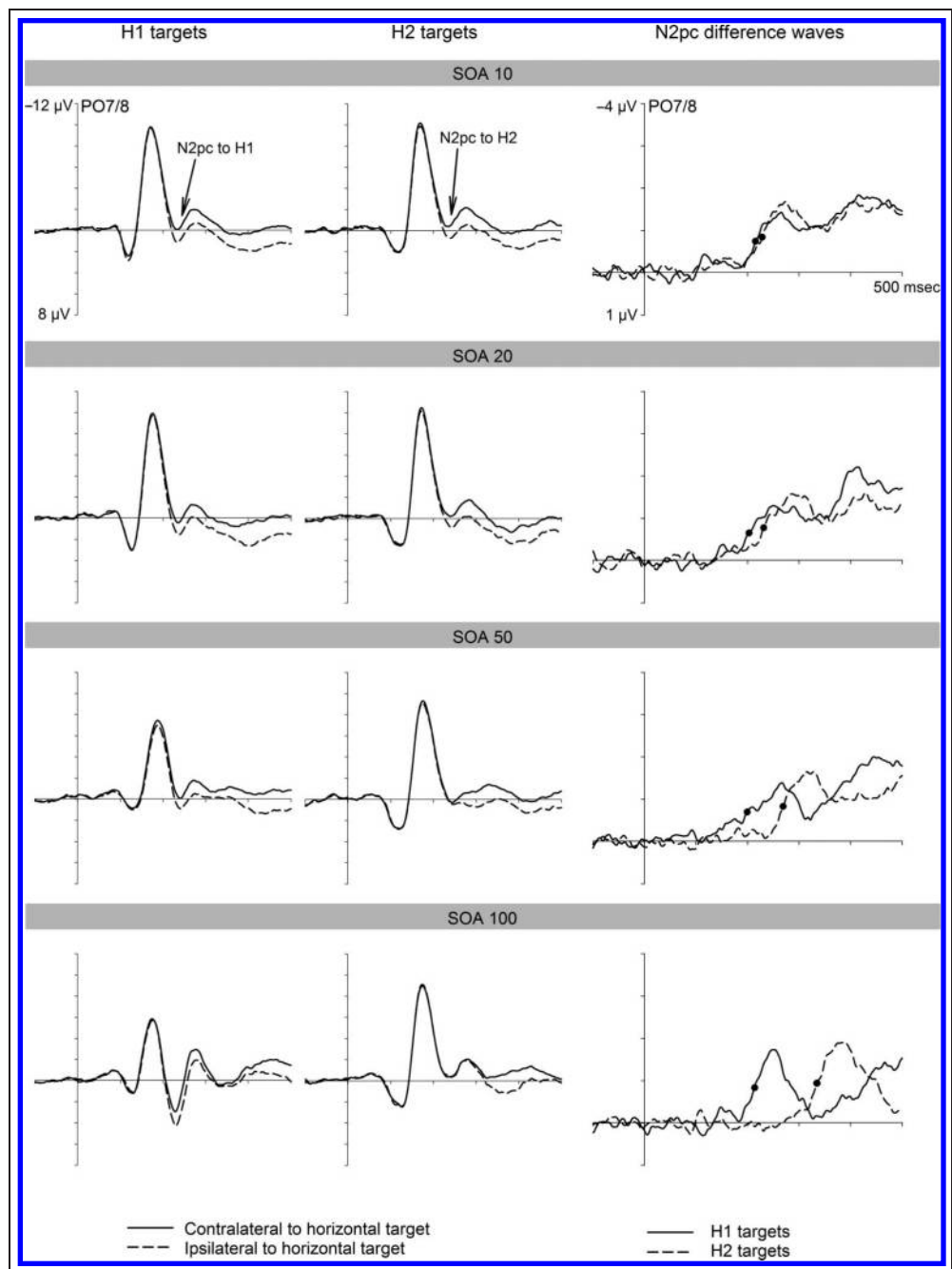
Results

Behavioral Performance

Anticipatory or exceedingly slow responses (RTs faster than 200 msec or slower than 1500 msec) were removed from analysis, resulting in the exclusion of less than 0.3%

of all trials. The repeated-measures ANOVAs with the factors SOA (10, 20, 50, 100 msec) and Display sequence (H1 vs. H2 targets) revealed no significant main effect of SOA on RTs (SOA 100: 667 msec, SOA 50: 688 msec, SOA 20: 710 msec, SOA 10: 710 msec; $F(3, 33) = 2.35, p = .091, \eta_p^2 = .18$). Subsequent paired t tests found a non-significant trend for faster RTs in the SOA 100 than SOA 10 and SOA 20 conditions (SOA 10 vs. SOA 100: $t(11) = 1.95, p = .077, d = .48$; SOA 20 vs. SOA 100: $t(11) = 2.14, p = .056, d = .45$). There was no main effect of Display sequence on RTs, and no interaction between SOA and Display sequence, both $F < 1.6$. Error rates were statistically identical across SOA conditions (SOA 100: 3.1%, SOA 50: 3.0%,

Figure 3. N2pc results in Experiment 2. Grand-averaged ERP waveforms measured in the 500-msec interval after the onset of the first search display at posterior electrodes PO7/PO8 contralateral and ipsilateral to a horizontal target in the first display (H1 targets) or second display (H2 targets), shown separately for all four SOA conditions, together with the corresponding N2pc difference waveforms (right). The circles mark the point where N2pc difference amplitudes reach the onset criterion. N2pc onset latency differences between H1 and H2 targets again matched the temporal delay between the two search displays.



SOA 20: 3.3%, SOA 10: 3.0%), $F(3, 33) < 1$. There was no main effect of Display sequence and no interaction between SOA and Display sequence on error rates, both $F < 1$.

N2pc Components

Figure 3 (left and middle) shows ERPs at posterior electrodes PO7/PO8 contralateral and ipsilateral to the side of the horizontal alphanumerically defined target in the first display (H1 targets) or in the second display (H2 targets). ERPs are shown separately for each SOA condition, together with N2pc difference waveforms obtained by subtracting ipsilateral from contralateral ERPs for H1 and H2 targets. Analogous to Experiment 1, N2pc components of similar size were elicited to both H1 and H2 targets in all four SOA conditions, with onset latencies that mirrored the objective SOA between the two displays. N2pc components to H1 and H2 targets again overlapped in time for the three shorter SOA conditions.

These observations were confirmed by analyses of N2pc amplitudes and onset latencies. In a repeated-measures ANOVA of N2pc mean amplitudes with the factors Display sequence (H1 vs. H2 targets), SOA (10, 20, 50, or 100 msec), and Laterality (electrode contralateral vs. ipsilateral to the side of the horizontal target) a main effect of Laterality, $F(1, 11) = 37.45, p < .001, \eta_p^2 = .77$, confirmed that N2pc components were reliably elicited by horizontal category-defined target items. There were no main effects of SOA or Display sequence and no significant interaction between SOA and Laterality, all $F < 1$. The interaction between Display sequence and Laterality reached significance, $F(1, 11) = 5.24, p < .05, \eta_p^2 = .32$, suggesting that there was a small but reliable tendency for N2pc amplitudes to be larger for H2 relative to H1 targets (see Figure 3). However, additional analyses conducted separately for each SOA condition did not find any significant interactions between laterality and display sequence, all $F(1, 11) < 2.78$, all $p > .123, \eta_p^2 < .21$. Eight follow-up t tests revealed that N2pc components to both H1 and H2 targets were reliably present in all four SOA conditions, all $t(11) > 3.33$, all $p < .01$, all $d > .21$.

A repeated-measures ANOVA of N2pc onset latencies with the factors SOA and Horizontal display sequence revealed a significant interaction between both factors, $F_c(3, 33) = 21.46, p < .001, \eta_{pc}^2 = .66$, demonstrating that the onset of N2pc components to H1 and H2 targets was sensitive to the objective time interval between the two displays. Four follow-up t tests compared N2pc onset latencies to H1 and H2 targets for each SOA condition. In the SOA 100 condition, where the two N2pc components showed no temporal overlap, their onset latency difference was 121 msec (214 vs. 336 msec; $t_c(11) = 13.22, p < .001, \eta_{pc}^2 = .94$). In the SOA 50 condition, this difference was 71 msec (199 vs. 270 msec), $t_c(11) = 6.48, p < .001, \eta_{pc}^2 = .79$). In contrast to Experiment 1, there was now also a significant N2pc onset latency difference between H1 and H2 targets of 29 msec in the SOA 20 condition (203 vs.

231 msec; $t_c(11) = 2.48, p < .05, \eta_{pc}^2 = .36$). In the SOA 10 condition, the N2pc to H1 targets preceded the N2pc to H2 targets by 13 msec (215 vs. 228 msec), and this difference approached significance, $t_c(11) = 2.09, p = .061, \eta_{pc}^2 = .28$.

Discussion of Experiment 2

The temporal pattern of N2pc components to H1 and H2 targets in Experiment 2 was very similar to the pattern found in Experiment 1, in spite of the fact that target selection could no longer be guided by a visual feature (shape) but was instead determined by the alphanumeric category of target objects. The onset latency of the N2pc to horizontal targets in the first display (208 msec, averaged across all four SOA conditions) was similar to the corresponding N2pc latency for H1 targets in Experiment 1 (219 msec), demonstrating that the attentional selection of category-defined targets was not systematically delayed relative to the selection of shape targets. N2pc components triggered by H1 and H2 targets were equal in size and overlapped in time in the SOA 10, SOA 20, and SOA 50 conditions (see Figure 3). As in Experiment 1, the onset delay between these two N2pc components (129, 71, 29, and 13 msec for the SOA 100, SOA 50, SOA 20, and SOA 10 conditions, respectively) approximately matched the objective SOA between the two search displays, indicating that the attentional selection of each of the two targets followed its own independent time course. However, and in contrast to Experiment 1, there was a small but reliable delay in the onset of the N2pc to H2 targets (measured relative to the onset of the second display) relative to the onset of the N2pc to H1 targets (208 msec vs. 221 msec; averaged across all four SOA conditions; $t_c(11) = 2.61, p < .01, \eta_{pc}^2 = .54$).² This suggests that when two category-defined targets are presented in rapid succession, the deployment of attention to the second target object may be slightly but systematically delayed relative to the initial attentional selection of the first target.

Overall, the results of Experiment 2 provide strong evidence that the rapid parallel selection of multiple target objects is not restricted to situations where targets are defined by specific visual features such as color or shape but also operates when it has to be based on the alphanumeric category of visual objects. If the category-based attentional deployment to target objects presented in rapid succession was based on slow serial attentional selection mechanisms, N2pc components to H2 targets should have been strongly delayed and attenuated in Experiment 2, particularly for the short SOA conditions, and behavioral performance should have been strongly impaired in these conditions. No evidence for this was found in the N2pc waveforms or in the pattern of behavioral results. There were no systematic differences in RTs or error rates between the four SOA conditions, demonstrating that decreasing the interval between the

two category-defined targets did not impair participants' ability to select and identify both of them.

The rapid selection of category-defined targets observed in Experiment 2 is in line with previous behavioral studies demonstrating that information about category membership can affect attentional control processes. Non-target objects that are physically dissimilar but semantically linked to current targets can attract attention during visual search (e.g., Belke, Humphreys, Watson, Meyer, & Telling, 2008; Moores, Laiti, & Chelazzi, 2003; see also Telling, Kumar, Meyer, & Humphreys, 2010, for ERP evidence). Along similar lines, images of real-world visual objects that match the current search target category can capture attention even when they are presented at task-irrelevant locations (Wyble, Folk, & Potter, 2013), indicating that information about object categories can be encoded rapidly and can affect the deployment of attention in a task set contingent fashion (see also Maxfield, Stalder, & Zelinsky, 2014; Castelano, Pollatsek, & Cave, 2008, for evidence that the typicality of target objects in terms of their category can affect visual search performance). The speed of such category-based attentional selection processes has been investigated in recent N2pc studies from our lab, which used category-based visual search tasks where a single target object appeared together with multiple distractor objects. N2pc components to target objects appeared approximately 200 msec after display onset when observers searched for any letter among digits, or vice versa (Nako, Wu, & Eimer, 2014), and around 240 msec poststimulus in a task where targets were line drawings of real-world objects from a specific category (kitchen objects among items of clothing, or vice versa; Nako et al., 2015). Although these findings demonstrate that the category-based selection of single target objects can be triggered remarkably rapidly, the results of Experiment 2 show that multiple category-guided selection processes can be elicited in parallel and independently. The mechanisms that may be responsible for this rapid parallel selection of category-defined targets will be considered in the General Discussion.

GENERAL DISCUSSION

The aim of this study was to determine whether the rapid parallel mechanisms for the attentional selection of multiple targets that can be activated in tasks where targets are defined by color is also available when target selection is controlled by other attributes. In Experiment 1, targets were defined by shape, and in Experiment 2 by alphanumeric category. Relative to color, shape and in particular category are believed to be less efficient in guiding attentional target selection in visual search (see Wolfe & Horowitz, 2004). When pairs of shape-defined or category-defined targets appear in rapid succession, their selection may therefore be less rapid than color-based selection or may operate serially rather than in a parallel fashion. This should be reflected in a systematic

ally different temporal pattern of N2pc components in response to the successively presented two target objects than in experiments where color was the target-defining attribute (Grubert & Eimer, 2015; Eimer & Grubert, 2014).

The N2pc results observed in the current study did not provide any evidence for the assumption that there are systematic temporal and functional differences between the attentional selection of multiple successive target objects when these targets are defined by color, shape, or alphanumeric category. In Experiment 1, where target objects are defined by shape, temporally overlapping N2pc components were elicited in the short SOA conditions in response to horizontal targets in the first and second display. The onset of these N2pc components to H1 and H2 targets matched the objective time interval between these two targets. When N2pc latencies to H1 and H2 targets were computed relative to the onset of the first or second display, respectively, there was no delay in N2pc onset latencies to H2 as compared with H1 targets and no amplitude differences between these two N2pc components, demonstrating that the attentional selection of a second shape-defined target was not delayed or impaired when another shape target at another location had been selected immediately before. The pattern of N2pc components observed in Experiment 1 was very similar to the pattern previously found for the selection of multiple color-defined targets (e.g., Eimer & Grubert, 2014), which strongly suggests that color and shape are attributes that are both equally available for the control of rapid parallel and independent attentional selection processes.

Perhaps the most surprising outcome of this study was that essentially the same temporal pattern of N2pc components to H1 and H2 targets was observed in Experiment 2 where target objects were defined by their alphanumeric category. These N2pc components were again equal in size and overlapped in time in the short SOA conditions, which suggests that the selection of category-defined targets that appear in rapid succession is based on the same fast parallel attentional processes that are activated when targets are defined by a visual feature (color or shape). In contrast to Experiment 1, there was a small but systematic delay in the onset of N2pc components to H2 versus H1 targets (relative to the onset of their respective stimulus displays) in Experiment 2, which suggests that the two successive target selection processes may not be entirely independent, but that the category-guided allocation of attention to a new target object starts slightly later when attention has already been deployed to another category-defined target at a different location. The fact that the selection of the second target was delayed relative to the selection of the first target by approximately 10 msec in Experiment 2 but not in Experiment 1 mirrors similar observations from previous N2pc experiments where the two target objects were defined either by the same color or two different colors (Grubert & Eimer, 2015). In this study, there was

a small but systematic delay of the N2pc to H2 targets on trials where the two targets differed in color. This was attributed to costs that arise when there is a feature change between these targets, so that the selection of the second target cannot be guided by the same feature-specific template that was activated during the selection of the first target object. An analogous explanation may also account for the small delay of the N2pc to H2 targets in Experiment 2, where the two target objects belonged to the same category but were physically different, and the absence of such a delay in Experiment 1, where both target objects had the same shape.

Overall, the results of Experiment 2 indicate that alpha-numerical category may be just as efficient as color and shape in controlling the rapid parallel allocation of attention to multiple target objects. The behavioral results observed in Experiments 1 and 2 also suggest that attention was deployed rapidly and in parallel both to shape-defined and to category-defined objects. There were no systematic performance differences between these two tasks, as confirmed by between-participant analyses across both experiments, which found no reliable differences in RTs, $F(1, 22) < 1$, or error rates, $F(1, 22) = 1.78$, $p = .196$, $\eta_p^2 = .07$, between the shape and category selection tasks of Experiments 1 and 2. If the allocation of attention to shape- or category-defined target objects was slow or operated in a serial fashion, the selection of target objects in the second display should have been particularly challenging when the SOAs between the two displays were very brief, and this should have been reflected by impaired performance in the short SOA conditions. No such performance costs for short SOAs were observed in either experiment. In Experiment 2, RTs and error rates did not differ between the four SOA conditions. In Experiment 1, participants performed worse when the SOA between the two displays was 100 msec relative to blocks with shorter SOAs. These performance costs in the SOA 100 condition are likely due to the fact that a perceptual comparison between the two successively presented target shapes was required in Experiment 1, as participants had to decide whether these shapes had a gap on the same side or on opposite sides. Previous research investigating the mechanisms of matching successively presented visual stimuli (e.g., Dalvit & Eimer, 2011; Brockmole, Wang, & Irwin, 2002) have found good matching performance when the interval between the two stimuli was either very short (below 100 msec) or long (300 msec or longer), but strongly impaired performance for intermediate intervals. This pattern of results was interpreted as evidence for the existence of two qualitatively different types of matching processes. With very short intervals between two targets, a sensory-perceptual representation of the first target is still available when a visual representation of the second target is generated, and both representations can be directly compared (percept-percept matching). With longer intervals, a representation of the first target has

been encoded in working memory and can be compared with a perceptual representation of the second target (image-percept matching). When the interval between both targets is intermediate, the sensory representation of the first target is no longer available and a working memory representation of this target has not yet been formed, resulting in strong impairments for matching performance. It is likely that the behavioral costs observed for the SOA 100 condition in Experiment 1 are due to the fact that a sensory representation of the first target shape had already faded at the time when a perceptual representation of the second target was formed, and a working memory representation was not yet available. No such performance impairments for the SOA 100 condition were observed in Experiment 2, presumably because response selection did not require a perceptual comparison between the two targets, but instead a judgment with respect to their alphanumeric subcategory (odd/even; vowel/consonant).³

If attention can be allocated rapidly and in parallel to multiple target objects not only when these objects are defined by a specific visual attribute, but also when they are defined by their alphanumeric category, which attentional control mechanisms are responsible for these remarkably fast and flexible selection processes? Attentional target selection is assumed to be controlled by attentional templates that represent currently relevant target-defining features (e.g., Duncan, 2006; Desimone & Duncan, 1995). Such templates may be implemented by target-selective baseline shifts of neural activity that emerge prior to the arrival of visual input during the preparation for a particular selection task (e.g., Chawla, Rees, & Friston, 1999; Chelazzi, Duncan, Miller, & Desimone, 1998). Once displays containing target and nontarget stimuli have been presented, the neural processing of template-matching features is enhanced. Importantly, such goal-selective attentional modulations of neural activity are elicited in a spatially global fashion across the entire visual field ("feature-based attention"; e.g., Zhang & Luck, 2009; Serences & Boynton, 2007; Bichot, Rossi, & Desimone, 2005; Martinez-Trujillo & Treue, 2004; Saenz, Buracas, & Boynton, 2002). Such spatially global feature-based attentional modulations may be a direct result of the previous activation of feature-selective preparatory attentional templates (see Eimer, 2014, 2015, for further discussion). In this context, the rapid emergence of temporally overlapping N2pc components to successively presented objects with a particular target-defining feature could reflect feature-based attentional modulations of visual processing that are elicited in parallel at multiple locations in the visual field. Because spatially global effects of feature-based attention have been observed in tasks where observers were instructed to attend to simple visual attributes such as color, shape, or motion, this interpretation may account for the presence of parallel independent N2pc components to H1 and H2 targets in tasks where targets are defined by a particular color

(Eimer & Grubert, 2014) or shape (the current Experiment 1). However, the fact that Experiment 2 showed a virtually identical temporal pattern of N2pc components in response to category-defined targets is more difficult to reconcile with such an explanation in terms of spatially global feature-based attentional modulations.

One possibility to account for the findings of Experiment 2 is to assume that alphanumerical category is equivalent to visual features such as color and shape in its ability to guide attention rapidly and flexibly to candidate target objects. In line with this assumption, visual search for letters among digits, or vice versa, is remarkably efficient (Duncan, 1980; Egeth, Jonides, & Wall, 1972), even when the physical similarity between and within these two categories is matched (Dixon & Shedden, 1987). If information about alphanumerical category is extracted rapidly during the early parallel processing of visual input (as proposed by Duncan, 1980), this information might be employed just as effectively in the guidance of attentional target selection as signals related to basic physical stimulus attributes such as color and shape. Initial evidence for the involvement of object categories in the top-down control of visual search comes from fMRI studies that investigated distributed patterns of brain activity elicited in visual cortex during search for category-defined target objects in real-world visual scenes (e.g., people or cars). Activation patterns selective to the current target category were found during both the preparation for an upcoming search task (Peelen & Kastner, 2011) and the subsequent processing of search displays, even when category-matching objects appeared at task-irrelevant ignored locations in these displays (Peelen, Fei-Fei, & Kastner, 2009). Such findings suggest that preparatory attentional templates and spatially global feature-based attentional modulations in visual cortex may be involved in the control of attentional target selection not only when targets are defined by simple visual attributes but also during search for target objects that belong to more abstract but presumably highly overlearned categories (e.g., people, animals, cars, or letters vs. digits).

Instead of assuming that the rapid parallel attentional selection of multiple category-defined target objects revealed by the N2pc results of Experiment 2 is based on attentional control processes that operate primarily within posterior visual cortical areas, an alternative possibility is that these selection processes are based on long-range interactions between visual cortex and prefrontal areas involved in top-down attentional control. If information about the alphanumerical category of specific stimuli is extracted rapidly during the initial parallel processing of visual input, these signals may then be transmitted to pFC, which is known to be involved in category-based object discrimination processes (e.g., Miller, Brody, Romo, & Wang, 2003; Freedman, Riesenhuber, Poggio, & Miller, 2001). The detection of a target category match in pFC would then trigger recurrent feedback signals to spatially corresponding locations in visual

cortex, resulting in enhancements of visual activity at these locations and the emergence of N2pc components to category-defined targets (see Bundesen, Habekost, & Kyllingsbæk, 2005; Hochstein & Ahissar, 2002, for similar ideas about the role of recurrent feedback pathways in the control of attentional target selection). In this context, the temporal pattern of N2pc components to H1 and H2 targets observed in Experiment 2 would suggest that individual target selection processes controlled by recurrent interactions between visual cortex and pFC can be triggered in rapid succession, with each process following its own independent time course.

The central new insight of this study is that processes involved in the rapid attentional selection of successive shape-defined or category-defined target objects show an extremely similar temporal profile to the processes previously observed during color-based selection (Eimer & Grubert, 2014). This similarity strongly suggests that the same attentional control processes operate in all these selection tasks, thereby providing important constraints for the type of neural mechanisms that are likely to be involved. The rapid parallel attentional selection of targets defined by their alphanumerical category in visual areas may be mediated by category-sensitive areas of pFC and thus involve long-range recurrent interactions between prefrontal and visual cortex. The fact that the time course of selecting successive category-defined targets is virtually identical to the time course of allocating attention to multiple targets in color or shape selection tasks suggests that the same recurrent interactions between posterior and anterior cortical areas are involved in the control of attention when targets are defined by simple visual attributes or by their alphanumerical category.

Acknowledgments

This research was supported by grant ES/K006142/1 from the Economic and Social Research Council, United Kingdom. We thank Sue Nicholas for help with data collection.

Reprint requests should be sent to Michael Jenkins, Department of Psychological Sciences, Birkbeck, University of London, Malet Street, London, WC1E 7HX, UK, or via e-mail: mjenki02@mail.bbk.ac.uk.

Notes

1. All N2pc onset latency analyses reported in this article were also run using a fixed onset criterion of $-1 \mu\text{V}$. The results of these analyses confirmed those obtained with the 50% relative onset criterion.
2. To determine whether this N2pc onset delay to H2 versus H1 targets in Experiment 2 differed across SOA conditions, we ran an additional ANOVA of these latency values with the factors SOA (10, 20, 50, or 100 msec) and Display sequence (H1 vs. H2). There was a main effect of Display sequence, $F_c(1, 11) = 11.43$, $p < .01$, $\eta_{pc}^2 = .51$, reflecting the delayed N2pc to H2 targets, but no interaction between Display sequence and SOA, $F_c < 1$, demonstrating that this delay was unaffected by the SOA between H1 and H2.

3. This difference between the two experiments was also confirmed by the comparison of error rates between the two tasks, which found an interaction between Task (shape selection vs. category selection) and SOA, $F(3, 66) = 10.58, p < .001, \eta_p^2 = .32$. Follow-up analyses showed that error rates did not differ between the two tasks for the three shorter SOAs, all $t(22) < 1.26$, all $p > .223$, all $d < .51$, but were significantly higher in the SOA 100 condition in Experiment 1 where target selection was shape-based than in Experiment 2 where targets were defined by their alphanumerical category (9.1% vs. 3.1%, $t(22) = 2.91, p < .05, d = 1.19$).

REFERENCES

- Arnold, D., Clifford, C., & Wenderoth, P. (2001). Asynchronous processing in vision. *Current Biology, 11*, 596–600.
- Belke, E., Humphreys, G. W., Watson, D. G., Meyer, A. S., & Telling, A. L. (2008). Top-down effects of semantic knowledge in visual search are modulated by cognitive but not perceptual load. *Perception & Psychophysics, 70*, 1444–1458.
- Bichot, N. P., Rossi, A. F., & Desimone, R. (2005). Parallel and serial neural mechanisms for visual search in macaque area V4. *Science, 308*, 529–534.
- Brockmole, J. R., Wang, R. F., & Irwin, D. E. (2002). Temporal integration between visual images and visual percepts. *Journal of Experimental Psychology: Human Perception and Performance, 28*, 315–334.
- Bundesen, C., Habekost, T., & Kyllingsbæk, S. (2005). A neural theory of visual attention: Bridging cognition and neurophysiology. *Psychological Review, 112*, 291–328.
- Castelhano, M. S., Pollatsek, A., & Cave, K. (2008). Typicality aids search for an unspecified target, but only in identification and not in attentional guidance. *Psychonomic Bulletin & Review, 15*, 795–801.
- Chawla, D., Rees, G., & Friston, K. J. (1999). The physiological basis of attentional modulation in extrastriate visual areas. *Nature Neuroscience, 2*, 671–676.
- Cheal, M., & Lyon, D. (1992). Attention in visual search: Multiple search classes. *Perception & Psychophysics, 52*, 113–138.
- Chelazzi, L., Duncan, J., Miller, E. K., & Desimone, R. (1998). Responses of neurons in inferior temporal cortex during memory-guided visual search. *Journal of Neurophysiology, 80*, 2918–2940.
- Cohen, J. (1988). *Statistical power analysis for the behavioural sciences* (2nd ed.). Hillsdale, NJ: Lawrence Erlbaum Associates.
- Dalvit, S., & Eimer, M. (2011). Memory-driven attentional capture is modulated by temporal task demands. *Visual Cognition, 19*, 145–153.
- Desimone, R., & Duncan, J. (1995). Neural mechanisms of selective visual attention. *Annual Review of Neuroscience, 18*, 193–222.
- Desimone, R., & Schein, S. J. (1987). Visual properties of neurons in area V4 of the macaque: Sensitivity to stimulus form. *Journal of Neurophysiology, 57*, 835–868.
- Dixon, P., & Shedden, J. M. (1987). Conceptual and physical differences in the category effect. *Attention, Perception, & Psychophysics, 42*, 457–464.
- Duncan, J. (1980). The locus of interference in the perception of simultaneous stimuli. *Psychological Review, 87*, 272.
- Duncan, J. (2006). EPS Mid-Career Award 2004: Brain mechanisms of attention. *Quarterly Journal of Experimental Psychology, 59*, 2–27.
- Duncan, J., & Humphreys, G. W. (1989). Visual search and stimulus similarity. *Psychological Review, 96*, 433–458.
- Egeth, H., Jonides, J., & Wall, S. (1972). Parallel processing of multielement displays. *Cognitive Psychology, 3*, 674–698.
- Eimer, M. (1996). The N2pc component as an indicator of attentional selectivity. *Electroencephalography and Clinical Neurophysiology, 99*, 225–234.
- Eimer, M. (2014). The neural basis of attentional control in visual search. *Trends in Cognitive Sciences, 18*, 526–535.
- Eimer, M. (2015). EPS Mid-Career Award 2014: The control of attention in visual search—Cognitive and neural mechanisms. *The Quarterly Journal of Experimental Psychology, 68*, 2437–2463.
- Eimer, M., & Grubert, A. (2014). Spatial attention can be allocated rapidly and in parallel to new visual objects. *Current Biology, 24*, 193–198.
- Eimer, M., Kiss, M., & Nicholas, S. (2011). What top-down task sets do for us: An ERP study on the benefits of advance preparation in visual search. *Journal of Experimental Psychology: Human Perception and Performance, 37*, 1758–1766.
- Freedman, D. J., Riesenhuber, M., Poggio, T., & Miller, E. K. (2001). Categorical representation of visual stimuli in the primate prefrontal cortex. *Science, 291*, 312–316.
- Grubert, A., & Eimer, M. (2015). Rapid parallel attentional target selection in single-color and multiple-color visual search. *Journal of Experimental Psychology: Human Perception and Performance, 41*, 86–101.
- Hickey, C., Di Lollo, V., & McDonald, J. J. (2009). Electrophysiological indices of target and distractor processing in visual search. *Journal of Cognitive Neuroscience, 21*, 760–775.
- Hickey, C., McDonald, J. J., & Theeuwes, J. (2006). Electrophysiological evidence of the capture of visual attention. *Journal of Cognitive Neuroscience, 18*, 604–613.
- Hochstein, S., and Ahissar, M. (2002). View from the top: Hierarchies and reverse hierarchies in the visual system. *Neuron, 36*, 791–804.
- Hopf, J. M., Luck, S. J., Girelli, M., Hagner, T., Mangun, G. R., Scheich, H., et al. (2000). Neural sources of focused attention in visual search. *Cerebral Cortex, 10*, 1233–1241.
- Hubel, D. H., & Wiesel, T. N. (1962). Receptive fields, binocular interaction and functional architecture in the cat's visual cortex. *Journal of Physiology, 160*, 106–154.
- Hubel, D. H., & Wiesel, T. N. (1968). Receptive fields and functional architecture of monkey striate cortex. *Journal of Physiology, 195*, 215–243.
- Kanizsa, G. (1979). *Organization in vision*. New York: Praeger.
- Lamme, V. A., Van Dijk, B. W., & Spekreijse, H. (1992). Texture segregation is processed by primary visual cortex in man and monkey. Evidence from VEP experiments. *Vision Research, 32*, 797–807.
- Luck, S. J., & Hillyard, S. A. (1994). Spatial filtering during visual search: Evidence from human electrophysiology. *Journal of Experimental Psychology: Human Perception and Performance, 20*, 1000–1014.
- Malcolm, G. L., & Henderson, J. M. (2009). The effects of target template specificity on visual search in real-world scenes: Evidence from eye movements. *Journal of Vision, 9*, 1–13.
- Martinez-Trujillo, J. C., & Treue, S. (2004). Feature-based attention increases the selectivity of population responses in primate visual cortex. *Current Biology, 14*, 744–751.
- Maxfield, J. T., Stalder, W. D., & Zelinsky, G. J. (2014). Effects of target typicality on categorical search. *Journal of Vision, 14*, 1–11.
- Miller, J., Patterson, T., & Ulrich, R. (1998). Jackknife-based method for measuring LRP onset latency differences. *Psychophysiology, 35*, 99–115.
- Miller, P., Brody, C. D., Romo, R., & Wang, X. J. (2003). A recurrent network model of somatosensory parametric

- working memory in the prefrontal cortex. *Cerebral Cortex*, *13*, 1208–1218.
- Moore, E., Laiti, L., & Chelazzi, L. (2003). Associative knowledge controls deployment of visual selective attention. *Nature Neuroscience*, *6*, 182–189.
- Moutoussis, K., & Zeki, S. (1997a). A direct demonstration of perceptual asynchrony in vision. *Proceedings of the Royal Society, Series B, Biological Sciences*, *264*, 393–399.
- Moutoussis, K., & Zeki, S. (1997b). Functional segregation and temporal hierarchy of the visual perceptual systems. *Proceedings of the Royal Society, Series B, Biological Sciences*, *264*, 1407–1414.
- Nako, R., Smith, T. J., & Eimer, M. (2015). Activation of new attentional templates for real-world objects in visual search. *Journal of Cognitive Neuroscience*, *27*, 902–912.
- Nako, R., Wu, R., & Eimer, M. (2014). Rapid guidance of visual search by object categories. *Journal of Experimental Psychology: Human Perception and Performance*, *40*, 50–60.
- Olivers, C. N. L., Peters, J., Houtkamp, R., & Roelfsema, P. R. (2011). Different states in visual working memory: When it guides attention and when it does not. *Trends in Cognitive Sciences*, *15*, 327–334.
- Peelen, M. V., Fei-Fei, L., & Kastner, S. (2009). Neural mechanisms of rapid natural scene categorization in human visual cortex. *Nature*, *460*, 94–97.
- Peelen, M. V., & Kastner, S. (2011). A neural basis for real-world visual search in human occipitotemporal cortex. *Proceedings of the National Academy of Sciences, U.S.A.*, *108*, 12125–12130.
- Saenz, M., Buracas, G. T., & Boynton, G. M. (2002). Global effects of feature-based attention in human visual cortex. *Nature Neuroscience*, *5*, 631–632.
- Serences, J. T., & Boynton, G. M. (2007). Feature-based attentional modulations in the absence of direct visual stimulation. *Neuron*, *55*, 301–312.
- Sinich, L. C., & Horton, J. C. (2005). The circuitry of V1 and V2: Integration of color, form, and motion. *Annual Review of Neuroscience*, *28*, 303–326.
- Telling, A. L., Kumar, S., Meyer, A. S., & Humphreys, G. W. (2010). Electrophysiological evidence of semantic interference in visual search. *Journal of Cognitive Neuroscience*, *22*, 2212–2225.
- Treisman, A., & Gelade, G. (1980). A feature-integration theory of attention. *Cognitive Psychology*, *12*, 97–136.
- Treisman, A., & Gormican, S. (1988). Feature analysis in early vision: Evidence from search asymmetries. *Psychological Review*, *95*, 15–48.
- Ulrich, R., & Miller, J. O. (2001). Using the jackknife-based scoring method for measuring LRP onset effects in factorial designs. *Psychophysiology*, *38*, 816–827.
- Von der Heydt, R., & Peterhans, E. (1989). Mechanisms of contour perception in monkey visual cortex. I. Lines of pattern discontinuity. *Journal of Neuroscience*, *9*, 1731–1748.
- Wolfe, J. M. (1994). Guided Search 2.0: A revised model of visual search. *Psychonomic Bulletin and Review*, *1*, 202–238.
- Wolfe, J. M. (2007). Guided Search 4.0: Current progress with a model of visual search. In W. Gray (Ed.), *Integrated models of cognitive systems* (pp. 99–119). New York: Oxford.
- Wolfe, J. M., & Horowitz, T. S. (2004). What attributes guide the deployment of visual attention and how do they do it? *Nature Reviews Neuroscience*, *5*, 495–501.
- Wolfe, J. M., Horowitz, T. S., Kenner, N., Hyle, M., & Vasan, N. (2004). How fast can you change your mind? The speed of top-down guidance in visual search. *Vision Research*, *44*, 1411–1426.
- Woodman, G. F., & Luck, S. J. (1999). Electrophysiological measurement of rapid shifts of attention during visual search. *Nature*, *400*, 867–869.
- Wyble, B., Folk, C., & Potter, M. C. (2013). Contingent attentional capture by conceptually relevant images. *Journal of Experimental Psychology: Human Perception and Performance*, *39*, 861.
- Yang, H., & Zelinsky, G. J. (2009). Visual search is guided to categorically defined targets. *Vision Research*, *49*, 2095–2103.
- Zeki, S. (2015). A massively asynchronous, parallel brain. *Philosophical Transactions of the Royal Society, Series B, Biological Sciences*, *370*, 1–14.
- Zhang, W., & Luck, S. J. (2009). Feature-based attention modulates feedforward visual processing. *Nature Neuroscience*, *12*, 24–25.

This article has been cited by:

1. Anna Grubert, Martin Eimer. 2016. Rapid attentional selection processes operate independently and in parallel for multiple targets. *Biological Psychology* **121**, 99-108. [[CrossRef](#)]
2. Anna Grubert, Johannes Fahrenfort, Christian N.L. Olivers, Martin Eimer. 2016. Rapid top-down control over template-guided attention shifts to multiple objects. *NeuroImage* . [[CrossRef](#)]